

Feedback 2023/01/01

Available deliveries

*Sort by "All"

Should show all jobs sorted by job starting soonest, by default no day in the calendar should be selected, user can then select which day to filter by and make this option the default sorting.

* Sort by "City"

Should pop up a list of Swedish cities to filter by, show all jobs going from/to the selected city. No day in the calendar should be selected by default. Users select the day manually to filter by. Make the selected city visible somewhere in the top view.

Swedish cities: https://en.wikipedia.org/wiki/List_of_cities_in_Sweden

* Sort by "Latest"

Remove this sorting option

Calendar view

Make it possible to have no day selected and thus disable any filtering by day and show all. Make it such that if a certain day is selected, then that day is highlighted and the calendar view filters based on it.

* The jobs in this view currently show the City only, we would like to show the city and postaladdress. In Swedish it's "Stad & Ort", i.e. Stockholm, Norsborg

Profile view



* Make it possible to change profile picture

* Disable changing of name

* Enable adding driver preferred/starting city

* Remove "Rider" text from above the name

* Add another option name "Help" for contacting Routz driver support.

* Change "Notification" to "Message"  Meddelanden 

* Change the order of the options to: 1. Ride History, 2. Message, 3. Help, 4. Language, 5- More Info, 6. Log out.

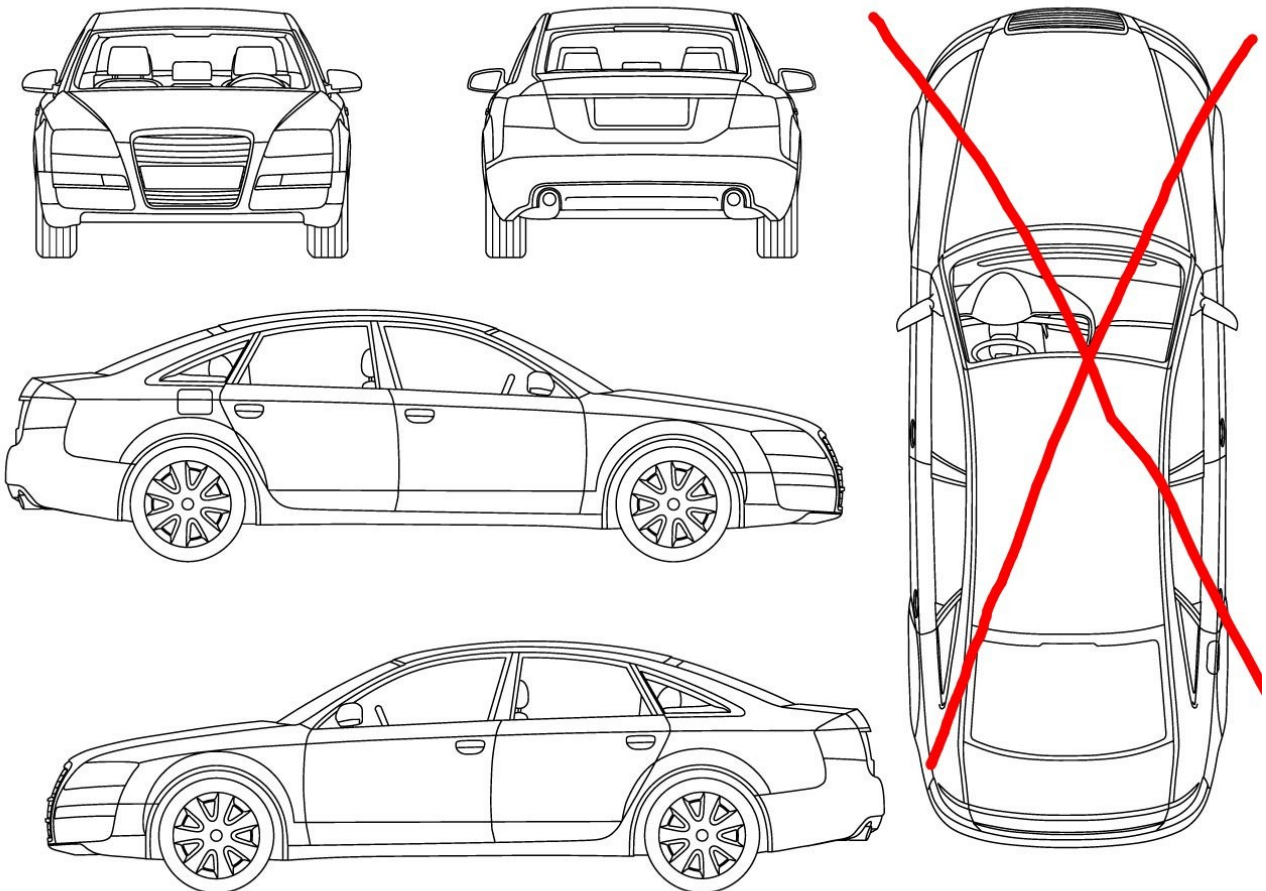
* Make all option logos black and remove the text "More Options"

Register view

Add BankID registration as mentioned

Job view

- * On starting job page, change to 4 images instead of 6 and use the 4 car images below, do not use the crossed out one.
- * Make the sliding bar return to starting position automatically when the user fails to go to the next page for missing required inputs. Right now, it gets stuck and the user has to manually pull it back.
- * There is a bug when performing the last delivery step, it get stuck there, you can't proceed to a different job.
- * Switch text on the slider in the driving view from "DRIVING" to "COMPLETE"
- * Delivered page, switch 4 images similarly as done in the starting page. Also add option of uploading 2 additional images (for receipts). These should be optional. The user should be able to complete the job without this.



Routz landing/partner page

I am only commenting functionality here, design wise, it is very far off from the figma design. Please update accordingly.

We have started discussions with a payment service provider called Trustly. Which we intend to use for payment handling. We are open to discuss this option and any other option with you.

<https://developers.trustly.com/emea/docs/welcome>

Reservation booking

- * Make use of Google API for correct addresses
- * Make the time slot take inputs between 00:00 → 23:59. Not AM/PM.
- * There is no need to provide return trip details if there is not return trip
- * Disable updating of job details, once the ob has been approved
- * The “Placed|Confirmed|Picked|On The Way|Delivered|Rejected” bar found in Booking history, put it under Reservation → Ongoing
- * Make it possible to enter details view on “Ongoing|Completed” jobs. To view more info such as gps positioning.
- * Switch URL part routz/RoutzAdmin/ → routz/Partner

Other

- * Can be removed. “Booking History, Terms & Conditions and Privacy & Profile”
- * Add payment details pages and user
- * Make it possible for drivers to register online as well

Routz AdminPage

- * Add user

Make it possible to add drivers, partners and admins

“Reports”

Change name of “Reports” → Monitoring

Make it possible for admin to have full control of jobs. Adding/Editing, see list of added jobs and be able to approve/reject them so that they appear in the App or not. Also make it possible to assign a driver before approving them so they never show up in the available jobs view, only in the user calendar.

Admin can change the status of any job so that drivers who face issues can be helped out.

Notifications

Make it possible to send message to all drivers and to all drivers in a certain city.

Price calculation

You already did a great work here, we really like what we saw in the admin panel with the configurable values for price calculation. Here is our idea of how it would look like.

Partner costs:

1. Estimate total driving time using Google API
2. Determine base cost by multiplying driving time by an hourly rate
3. Apply a scaling value for the current day to the base cost.
4. Apply Tax and commission rate scaling to the base cost
5. Inform partners that additional cost will be invoiced, if refueling or transportation to the pick-up point (on jobs with return trip) are needed.

Driver compensation

1. Calculate base compensation by subtracting commission and taxes from the total cost of the partner.

We realize that most of price calculation is already done from what we saw in the admin panel, which is great!